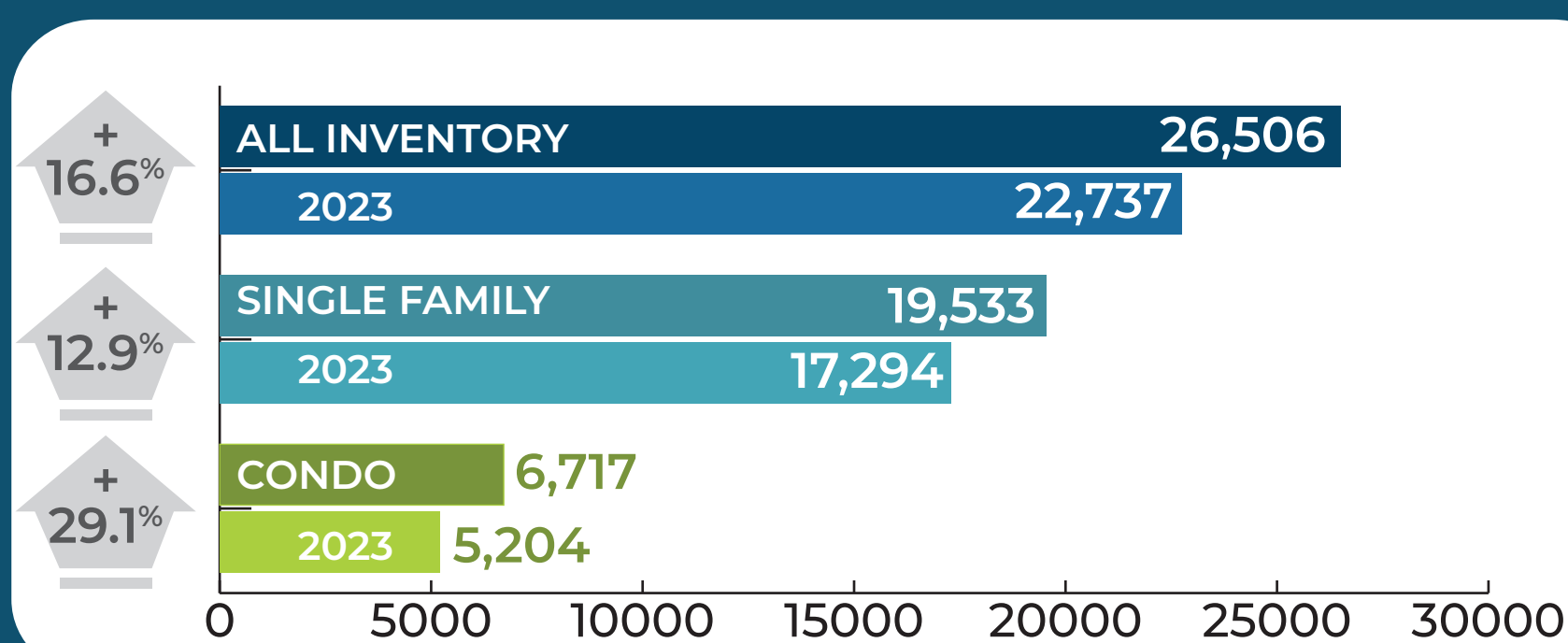


REAL ESTATE SNAPSHOT

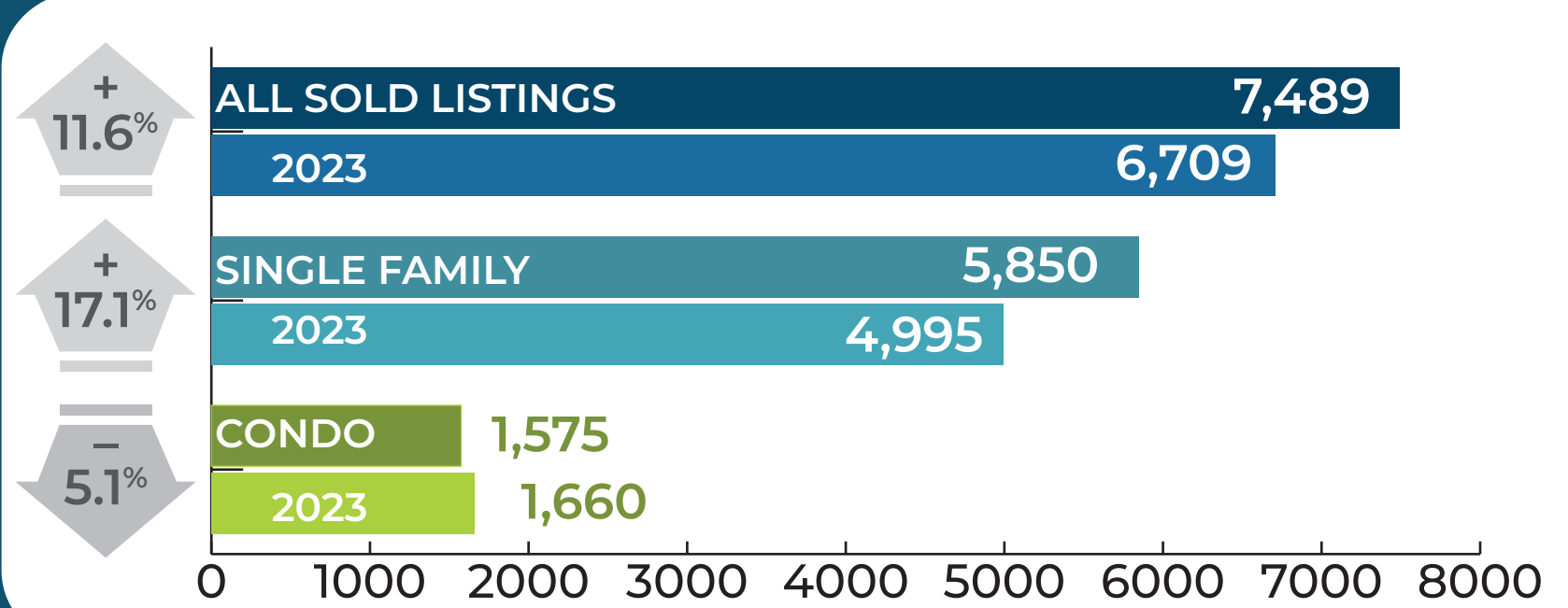
OCT
2024



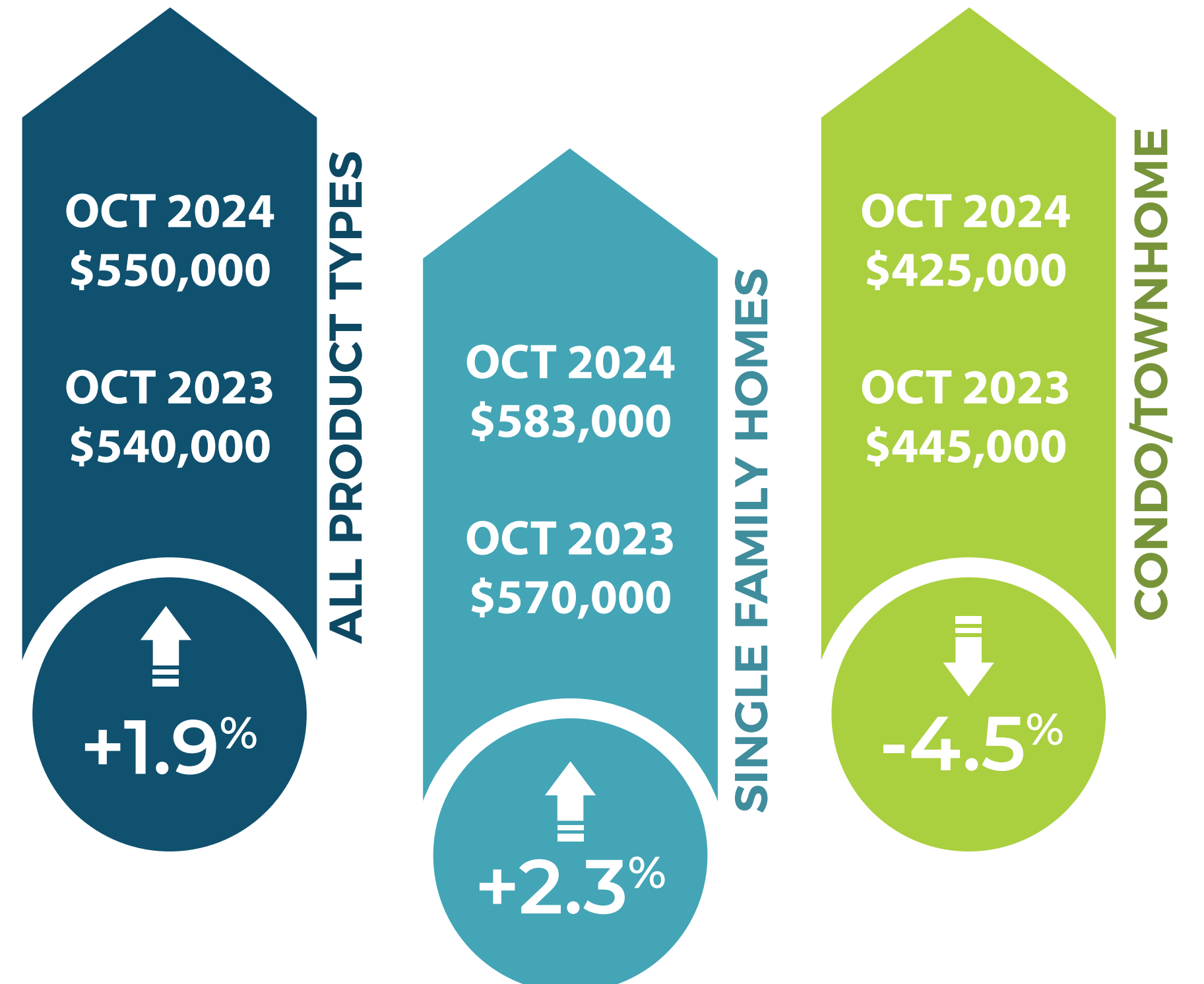
INVENTORY OF ACTIVE LISTINGS



SOLD LISTINGS



MEDIAN SALES PRICE STATE OF COLORADO



HISTORICAL MEDIAN SALES PRICE

SINGLE FAMILY HOMES

DEC 2023 - \$549,950
DEC 2022 - \$530,000
DEC 2021 - \$529,995
DEC 2020 - \$449,250
DEC 2019 - \$400,000
DEC 2018 - \$376,450
DEC 2017 - \$363,000

CONDO/TOWNHOMES

DEC 2023 - \$424,995
DEC 2022 - \$415,000
DEC 2021 - \$385,000
DEC 2020 - \$348,294
DEC 2019 - \$319,000
DEC 2018 - \$297,500
DEC 2017 - \$285,000

STATEWIDE DATA ALL PRODUCT TYPES



+18.9%

AVERAGE DAYS ON MARKET

OCT 2024 = 63
OCT 2023 = 53



-0.3%

PERCENT OF LIST PRICE RECEIVED

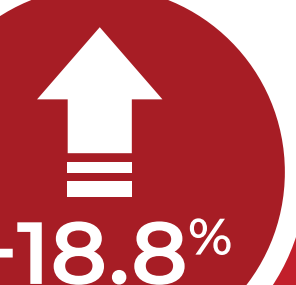
OCT 2024 = 98.3%
OCT 2023 = 98.6%



+18.8%

MONTHS SUPPLY

OCT 2024 = 3.8
OCT 2023 = 3.2



+18.8%

NEW LISTINGS

OCT 2024 = 9,870
OCT 2023 = 8,309



+24.6%

PENDING/UNDER CONTRACT

OCT 2024 = 7,567
OCT 2023 = 6,071